

Using Problem-Oriented Policing to Reduce Violent Crime in Rural and Small Jurisdictions

June 26, 2024

This project was supported by Award No. 15PBJA-23-GK-05525-RURA awarded by the Bureau of Justice Assistance, Office of Justice Programs, U.S. Department of Justice. The opinions, findings, and conclusions or recommendations expressed in this publication/ program/exhibition are those of the author(s) and do not necessarily reflect those of the Department of Justice



Overview

- Introductions
- The Problem-Solving Strategy
- Real-life examples
- How can we help you succeed
- Questions



Introductions

- 👤 Dr. Craig D. Uchida, Justice & Security Strategies (JSS)
- 👤 Dr. Shellie E. Solomon, JSS
- 👤 Juliana Palmer, Bureau of Justice Assistance (BJA), Policy Advisor

- 👤 Special Speakers:
 - 👤 Mike Green, Former DA, Monroe County, NY
 - 👤 Robert Haas, Former Commissioner, Cambridge (MA) PD
 - 👤 Esther Farmer, Former Assistant Chief, Miami PD
 - 👤 Anna Goedert, Data Scientist, JSS

Guiding Principles



Customer Focused



Ease of Use



Leverage Technology



Data-Driven



BJA Small and Rural Violent Crime Reduction Grant

Awards

Equipment, Personnel,
Community Programs

Goal

Reduce Violent Crime

Question: How do you successfully reduce violent crime in your jurisdiction?

**Answer: Use
POP/SARA
approach.**

Problem-Oriented Policing Strategy

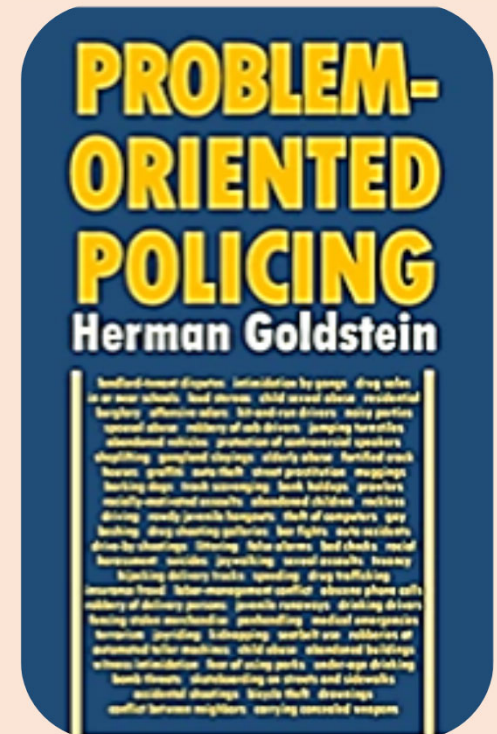
- Herman Goldstein is the father of problem-solving

Key Themes

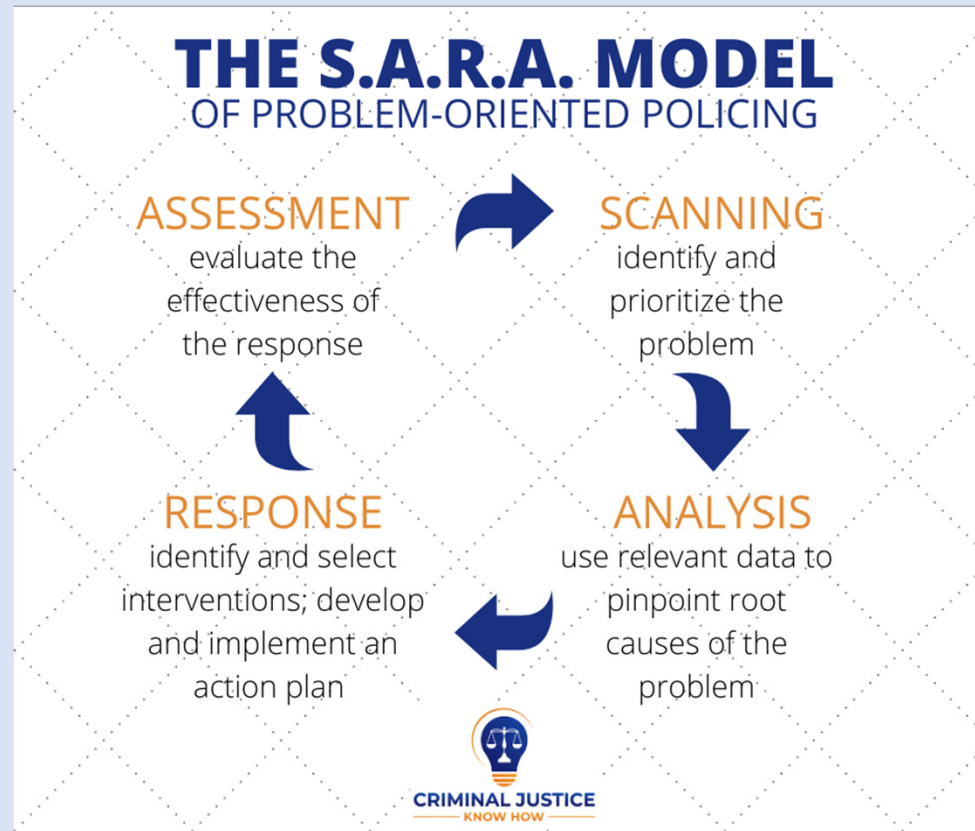
Data analysis

Appropriate responses

Assessing the success/failure of the effort



SARA Overview



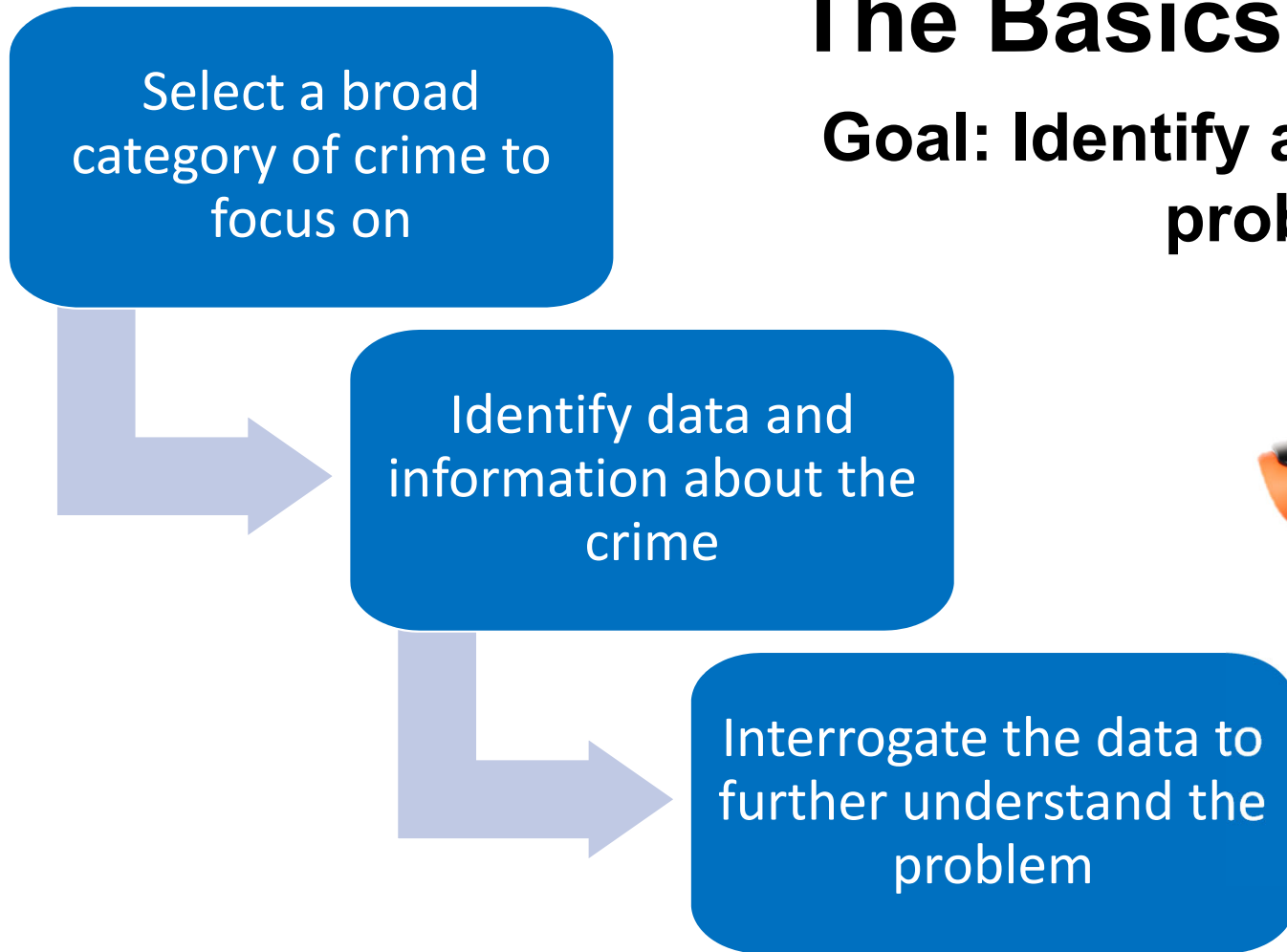


HAVE YOU USED THE POP/SARA
PROCESS FOR OTHER PROBLEMS IN
THE PAST?

- A. YES
- B. NO
- C. SORTA

The Basics of Scanning

Goal: Identify a specific crime problem



The Basics of Analysis

Goal: Use data to identify an appropriate and effective response


Why does a problem persist?

Tools to solve
the problem

Crime Triangle

Crime Scripts

Analysis
Checklist



Crime Triangle

↻ Basic elements:

❓ Location?

❓ Victim?

❓ Suspect?



Crime Scripts

- A sequence of predictable events
 - Every crime has a beginning, middle, and end
- Find the repeat circumstances to identify an "intervention point"



The Basics of Response

Goal: Craft and implement an intervention that targets intervention points

Do not rush to this step before completing scanning and analysis

What has been tried in the past for this problem and with what impacts?

**JSS can
assist you!**

How to Devise a Response

- The same response may not work every time
- Responses will differ based on crime focus
 - Group based violence
 - Location based violence
 - Crime type



The Basics of Assessment

Goal: Determine the success of the response



What are the impacts of the response?

What data do you need to collect for a meaningful assessment?

Research partner, SME, or JSS can assist with this step!

The Purpose of Assessment



What can we learn that will help me going forward?

Do you need continued problem-solving efforts?

Was your chosen response responsible for crime reduction?

Produce an assessment to learn from experiences.

Good problem-solving means calling it as it is!

Case Study

Jose De Diego
Middle School

- New school
- Age 12-15

Wynwood NET

- High Crime area
- Gang activity
- Graffiti tagging rampant

The Problem ?

- Multiple calls weekly of large gang fights
- School pickup area
- School dismissal times
- Safety risks

Initial Response

- Gang task force presence
 - No fights
- Broader duties
 - Field Interviews
 - Overtime
 - Arrest in area

Issue: Fights continue to occur when police not present

SARA MODEL

- Scanning
 - Incident logs
 - Interviews/observations
- Analysis
 - Patterns
 - Stakeholder insight
 - Behavioral issues
- Response
 - Structured Detention
 - Traffic Management
- Assessment
 - No further large fights

How do you Succeed?

Planning

Crime analysis: Scanning, Analysis and Assessment

- Appropriate data
- Mapping
- Analytic skills
- Avoid analysis-paralysis



DO use
Checklists!

DON'T
forget to
assess the
problem

DON'T
rush into
the
Response
phase

Resources

- ★ Training -- for officers, supervisors, and analysts
- ★ Indirect Technical assistance
 - Webinars, discussion sessions, phone calls, documents
- ★ Direct TA
 - On-site, in-person
- ★ Library of curated documents



Contact Us

Meet your JSS TTA Team



info@srtvcr.com

Coming Attractions!



***Solving Problems with Data
and Analysis!***



***Using the Violent Crime
Reduction Operations Guide***



***Automated License Plate
Readers***



Closing Remarks

Juliana Palmer, BJA




Visit our website by scanning the QR code: www.justicestrategies.com



[Home](#) [About](#) [Policing](#) [Prosecution](#) [SRTBWC](#) [Contact](#) [Justice and Mental Health](#)

**Justice & Security
Strategies, Inc.
Welcomes You**



The background of the slide is a solid blue color, densely populated with 3D-rendered question marks of varying sizes and shades of blue. The question marks are scattered across the entire surface, creating a textured, patterned effect. In the center of this pattern, the word "Questions?" is written in a large, bold, black sans-serif font.

Questions?

Thank You